



# 2025 Product Catalog

The Original Galvanized Steel Gate!



**ILLINOIS  
ENGINEERED  
PRODUCTS**

The Preferred Security Gate Since 1962

# Manufacturing Excellence Made in America

Located in Chicago, IEP has a 50,000 square-foot facility specifically designed for manufacturing folding gates and is the only manufacturer of heavy-duty galvanized steel gates in the US. We stock over 1,000 gates and ship in stock items in 2-3 business days directly from our facility, custom gates ship in 7-14 business days.

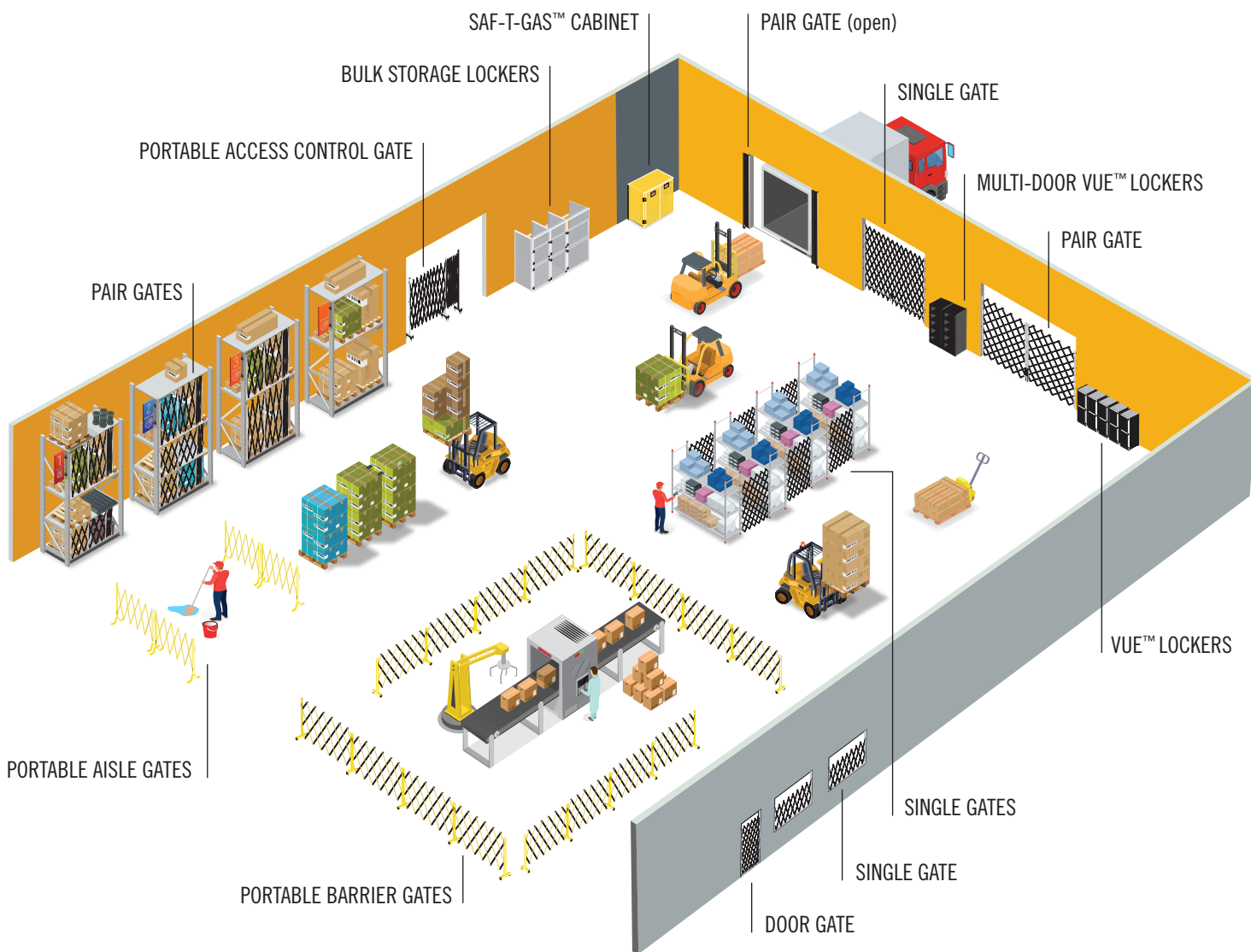
Contact your IEP Authorized Dealer to help you choose the right safety and security product.

## Contents + Quick Reference Guide

IEP PRODUCT	SECURITY LEVEL	PAGE
Single Folding Gates	Heavy-Duty	2
Pair Folding Gates	Heavy-Duty	3 ← <i>Best Seller!</i>
Door Gates	Heavy-Duty	4
ECO™ Gates	Medium-Duty	5
Portable Access Control Gates	Heavy-Duty	6
Portable Aisle Gates	Heavy-Duty	6
Portable Barrier Gates	Heavy-Duty	7
Storefront Folding Gates	Heavy-Duty & Maximum-Duty	8
Accessories & Hardware	N/A	9
SAF-T-GAS™ Cabinets	Standard-Duty	10
Bulk Storage Lockers	Standard-Duty	10
VUE™ Locker	Standard-Duty	11
MULTI-DOOR VUE™ Locker	Standard-Duty	11
Hybrid SMART Gates	Maximum-Duty	12
Customize Your Security	N/A	12
Levels of Security	N/A	13

## Product Showcase Infographic

Help protect vulnerable spots with security solutions from IEP. Check out the infographic below to see the variety of ways IEP products can provide safety and security in warehouse, manufacturing or retail settings. For more information contact your IEP Authorized Dealer.



## Security Checklist: Check Areas of Concern

- |  |  |
|--|--|
| <input type="checkbox"/> Dock, Garage + Pedestrian Doors       | <input type="checkbox"/> Hazardous Material Storage              |
| <input type="checkbox"/> Storefronts + Windows                 | <input type="checkbox"/> Opportunities for Theft or Shrinkage    |
| <input type="checkbox"/> Aisles, Pallet Racks + Shelving       | <input type="checkbox"/> Employee Safety + Accident Prevention   |
| <input type="checkbox"/> Dangerous Machinery + Equipment Areas | <input type="checkbox"/> Areas Requiring Maintenance or Cleaning |

# Heavy-Duty Folding Gates

## Single Gates: Simple Security

Our galvanized steel folding gates are designed to secure dock, receiving, garage and service doorways or hallways and entrances up to 12' wide without sacrificing visibility or air circulation. Gates pivot 180 degrees on their mountings, moving completely out of the opening. Gates can be installed virtually anywhere, including inside or outside door jams, between posts or bollards, attached to pallet racks, walls and even windows! Installs in less than 30 minutes!



Product Code	In-Use Width	In-Use Height	Stacked Height	Stacked Width	Weight (LBS)
SSG465	3' - 4'	6'	6' 6"	11" ea	45
SSG470	3' - 4'	6' 6"	7'	11" ea	45
SSG475	3' - 4'	7'	7' 6"	11" ea	39
SSG480	3' - 4'	7' 6"	8'	11" ea	44
SSG485	3' - 4'	8'	8' 6"	11" ea	55
SSG565	4' - 5'	6'	6' 6"	11" ea	50
SSG570	4' - 5'	6' 6"	7'	11" ea	48
SSG575	4' - 5'	7'	7' 6"	11" ea	43
SSG580	4' - 5'	7' 6"	8'	11" ea	53
SSG585	4' - 5'	8'	8' 6"	11" ea	62
SSG665	5' - 6'	6'	6' 6"	11" ea	56
SSG670	5' - 6'	6' 6"	7'	11" ea	55
SSG675	5' - 6'	7'	7' 6"	11" ea	49
SSG680	5' - 6'	7' 6"	8'	11" ea	57
SSG685	5' - 6'	8'	8' 6"	11" ea	71
HAS CENTER WEB DROP PIN					
SSG765	6' - 7'	6'	6' 6"	11" ea	66
SSG770	6' - 7'	6' 6"	7'	11" ea	57
SSG775	6' - 7'	7'	7' 6"	11" ea	57
SSG780	6' - 7'	7' 6"	8'	11" ea	60
SSG785	6' - 7'	8'	8' 6"	11" ea	81
SSG865	7' - 8'	6'	6' 6"	11" ea	72
SSG870	7' - 8'	6' 6"	7'	11" ea	61
SSG875	7' - 8'	7'	7' 6"	11" ea	64
SSG880	7' - 8'	7' 6"	8'	11" ea	64
SSG885	7' - 8'	8'	8' 6"	11" ea	95
SSG965	8' - 9'	6'	6' 6"	15" ea	78
SSG970	8' - 9'	6' 6"	7'	15" ea	74
SSG975	8' - 9'	7'	7' 6"	15" ea	67
SSG980	8' - 9'	7' 6"	8'	15" ea	67
SSG985	8' - 9'	8'	8' 6"	15" ea	96
SSG1065	9' - 10'	6'	6' 6"	15" ea	84
SSG1070	9' - 10'	6' 6"	7'	15" ea	83
SSG1075	9' - 10'	7'	7' 6"	15" ea	71
SSG1080	9' - 10'	7' 6"	8'	15" ea	72
SSG1085	9' - 10'	8'	8' 6"	15" ea	98
SSG1165	10' - 11'	6'	6' 6"	15" ea	90
SSG1170	10' - 11'	6' 6"	7'	15" ea	100
SSG1175	10' - 11'	7'	7' 6"	15" ea	95
SSG1180	10' - 11'	7' 6"	8'	15" ea	110
SSG1185	10' - 11'	8'	8' 6"	15" ea	120
HAS OUTRIGGER WITH AXLES					
SSG1265	11' - 12'	6'	6' 6"	22" ea	116
SSG1285	11' - 12'	8'	8' 6"	22" ea	146

### SINGLE GATE SPECS

**Finish:** Galvanized, Powder Coat Colors Available

**Webbing:** 3/8" x 3/4" 14-gauge Steel

**Frame:** 1-1/2" x 1-1/2" 12-gauge Angle Iron

**Mounting Bracket:** 2-1/2" x 7" Steel L-bracket

**Locking Bar:** 1-1/2" x 1-1/2" 12-gauge Angle Iron

**Hasp:** 3/16" Steel Welded to Frame\*

**Drop & Support Pins:** 5/8" Diameter, Welded to Frame

**Caster:** 2" Steel Casters Welded to Frame

**Rivets:** 3/16" x 1/2" Steel


*\*Padlock not included, Cylinder Lock optional*

# Heavy-Duty Folding Gates

## Pair Gates: The Go-To for Security

From docks and receiving doors, to high-traffic hallways and entryways, secure any space without sacrificing visibility or air circulation. Gates up to 24' wide are stocked; larger sizes are available with a quick turnaround. Gates can be installed virtually anywhere, including inside or outside door jambs, between posts or bollards, attached to pallet racks, walls and even windows!

**BEST  
SELLER!**



### PAIR GATE SPECS

**Finish:** Galvanized, Powder Coat Colors Available

**Webbing:** 3/8" x 3/4" 14-gauge Steel

**Frame:** 1-1/2" x 1-1/2" 12-gauge Angle Iron

**Hasp:** 3/16" Steel Welded to Frame\*

**Mounting Bracket:** 2-1/2" x 7" Steel L-bracket

**Drop & Support Pins:** 5/8" Diameter, Welded to Frame

**Caster:** 2" Steel Casters Welded to Frame

**Rivets:** 3/16" x 1/2" Steel

\*Padlock not included, Cylinder Lock optional

Product Code	In-Use Width	In-Use Height	Stacked Height	Stacked Width	Weight (LBS)
PFG865	6' - 8'	6'	6' 6"	11" ea	86
PFG870	6' - 8'	6' 6"	7'	11" ea	80
PFG875	6' - 8'	7'	7' 6"	11" ea	74
PFG880	6' - 8'	7' 6"	8'	11" ea	88
PFG885	6' - 8'	8'	8' 6"	11" ea	110
PFG1065	8' - 10'	6'	6' 6"	11" ea	94
PFG1070	8' - 10'	6' 6"	7'	11" ea	88
PFG1075	8' - 10'	7'	7' 6"	11" ea	90
PFG1080	8' - 10'	7' 6"	8'	11" ea	106
PFG1085	8' - 10'	8'	8' 6"	11" ea	122
PFG1265	10' - 12'	6'	6' 6"	11" ea	108
PFG1270	10' - 12'	6' 6"	7'	11" ea	106
PFG1275	10' - 12'	7'	7' 6"	11" ea	96
PFG1280	10' - 12'	7' 6"	8'	11" ea	114
PFG1285	10' - 12'	8'	8' 6"	11" ea	142
HAS CENTER WEB DROP PIN					
PFG1465	12' - 14'	6'	6' 6"	11" ea	124
PFG1470	12' - 14'	6' 6"	7'	11" ea	114
PFG1475	12' - 14'	7'	7' 6"	11" ea	112
PFG1480	12' - 14'	7' 6"	8'	15" ea	120
PFG1485	12' - 14'	8'	8' 6"	15" ea	162
PFG1665	14' - 16'	6'	6' 6"	15" ea	140
PFG1670	14' - 16'	6' 6"	7'	15" ea	122
PFG1675	14' - 16'	7'	7' 6"	15" ea	126
PFG1680	14' - 16'	7' 6"	8'	15" ea	126
PFG1685	14' - 16'	8'	8' 6"	15" ea	190
PFG1865	16' - 18'	6'	6' 6"	15" ea	148
PFG1870	16' - 18'	6' 6"	7'	15" ea	148
PFG1875	16' - 18'	7'	7' 6"	15" ea	132
PFG1880	16' - 18'	7' 6"	8'	15" ea	134
PFG1885	16' - 18'	8'	8' 6"	15" ea	192
PFG2065	18' - 20'	6'	6' 6"	15" ea	156
PFG2070	18' - 20'	6' 6"	7'	15" ea	160
PFG2075	18' - 20'	7'	7' 6"	15" ea	140
PFG2080	18' - 20'	7' 6"	8'	15" ea	142
PFG2085	18' - 20'	8'	8' 6"	15" ea	196
HAS OUTRIGGER WITH AXLES					
PFG2465	22' - 24'	6'	6' 6"	22" ea	224
PFG2470	22' - 24'	6' 6"	7'	22" ea	220
PFG2475	22' - 24'	7'	7' 6"	22" ea	200
PFG2480	22' - 24'	7' 6"	8'	22" ea	236
PFG2485	22' - 24'	8'	8' 6"	22" ea	292

# Heavy-Duty Door Gates

## Door Gates: Protection for Pedestrian Doorways

Door Gates are perfect for securing high-traffic entryways up to 4' wide without sacrificing visibility or air circulation. Gates can be mounted on the left or right and pivot on hinges, opening like a door. When not in use, gates collapse and pivot out of the way, creating unobstructed access. Gates can be installed in less than 30 minutes!



### DOOR GATE SPECS

**Finish:** Galvanized, Powder Coat Colors Available

**Webbing:** 3/8" x 3/4" 14-gauge Steel

**Frame:** 1-1/2" x 1-1/2" 12-gauge Angle Iron

**Locking Bar:** 1-1/2" x 1-1/2" 12-gauge Angle Iron


**Hasp:** 3/16" Steel Welded to Frame\*

**Hinge Bar:** 1-1/2" x 1-1/2" 12-gauge Angle Iron

**Rivets:** 3/16" x 1/2" Steel

*\*Padlock not included, Cylinder Lock optional*

Product Code	In-Use Width	In-Use Height	Stacked Height	Stacked Width	Weight (LBS)
D31	48"	25"	31"	7" ea	16
D33	48"	27"	33"	7" ea	18
D37	48"	31"	37"	7" ea	20
D40	48"	34"	40"	7" ea	22
D43	48"	37"	43"	7" ea	23
D46	48"	40"	46"	7" ea	24
D49	48"	43"	49"	7" ea	25
D51	48"	45"	51"	7" ea	26
D59	48"	53"	59"	7" ea	28
D61	48"	55"	61"	7" ea	32
D63	48"	57"	63"	7" ea	34
D66	48"	60"	66"	7" ea	35
D71	48"	65"	71"	7" ea	45
D73	48"	67"	73"	7" ea	46
D76	48"	70"	76"	7" ea	47
D79	48"	73"	79"	7" ea	49
D81	48"	75"	81"	7" ea	50
D83	48"	77"	83"	7" ea	52



# Medium-Duty Folding Gates

## ECO™ Gates: Securing Spaces & Budgets

If budget requires a low-cost alternative to traditional folding gates – go ECO. Both economical and green, ECO Gates feature a wider steel design, reducing manufacturing waste. Using 25% less steel and 100% recycled materials allows us to deliver products at an affordable price. ECO Gates are an excellent medium-duty alternative to keep spaces safe.

**AVAILABLE  
IN SINGLE,  
PAIR AND  
PORTABLE**



SINGLE ECO GATE



PAIR ECO GATE



PORTABLE ECO GATE

Product Code	In-Use Width	In-Use Height	Stacked Height	Stacked Width	Weight (LBS)
SINGLE GATES					
SECO 465	3' - 4'	6'	6' 6"	11" ea	35
SECO 475	3' - 4'	7'	7' 6"	11" ea	50
SECO 565	4' - 5'	6'	6' 6"	11" ea	38
SECO 665	5' - 6'	6'	6' 6"	11" ea	43
SECO 675	5' - 6'	7'	7' 6"	11" ea	61
SECO 865	7' - 8'	6'	6' 6"	11" ea	48
SECO 875	7' - 8'	7'	7' 6"	11" ea	71
PAIR GATES					
PECO-865	6'-8'	6'	6'6"	11" ea	69
PECO-1065	8'-10'	6'	6'6"	11" ea	77
PECO-1265	10'-12'	6'	6'6"	11" ea	85
PECO-1465	12'-14'	6'	6'6"	11" ea	125
PECO-1665	14'-16'	6'	6'6"	11" ea	105
PECO-1865	16'-18'	6'	6'6"	11" ea	114
PECO-2065	18'-20'	6'	6'6"	11" ea	124
PECO-875	6'-8'	7'	7'6"	11" ea	100
PECO-1075	8'-10'	7'	7'6"	11" ea	104
PECO-1275	10'-12'	7'	7'6"	11" ea	122
PECO-1475	12'-14'	7'	7'6"	11" ea	131
PECO-1675	14'-16'	7'	7'6"	11" ea	141
PECO-1875	16'-18'	7'	7'6"	11" ea	151
PECO-2075	18'-20'	7'	7'6"	11" ea	161
PECO-1085	8'-10'	8'	8'6"	11" ea	115
PECO-1285	10'-12'	8'	8'6"	11" ea	126
PECO-1485	12'-14'	8'	8'6"	11" ea	137
PECO-1685	14'-16'	8'	8'6"	11"ea	148
PORTABLE GATES					
XLECO 1265	Up to 12'	6'	6' 6"	27"	90
XLECO 665	Adds up to 6'	6'	6' 6"	11"	45

### ECO GATE SPECS

**Finish:** Galvanized Webbing, Gray Powder Coated Frame

**Webbing:** 3/8" x 3/4" 16-gauge Steel

**Frame:** 1-1/2" x 1-1/2" 13-gauge Angle Iron

**Mounting Bracket:** 2-1/2" x 7" Steel L-bracket

**Locking Bar:** 1-1/2" x 1-1/2" 13-gauge Angle Iron

**Hasp:** 3/16" Steel Welded to Frame\*

**Drop & Support Pins:** 5/8" Diameter, Welded to Frame

**Caster:** 2" Steel Casters Welded to Frame

**Rivets:** 3/16" x 1/2" Steel

\*Padlock not included, Cylinder Lock optional

# Heavy-Duty Portable Gates

## Portable Gates: Security On-Demand

### Access Control Gates

Perfect for temporary access control, Portable Gates are a quick and easy way to seal off areas while still allowing multiple entry points. Gates can be used virtually anywhere, including hallways, elevator banks, offices, factories or warehouses. Gates fit through doorways as small as 28" and roll away for easy storage.



Product Code	In-Use Width	In-Use Height	Stacked Height	Stacked Width	Weight (LBS)
XL1265	up to 12'	6'	6' 6"	27"	122
XL665	adds up to 6'	6'	6' 6"	11"	59
XL1275	up to 12'	7'	7' 6"	27"	146
XL675	adds up to 6'	7'	7' 6"	11"	70

### ACCESS CONTROL GATE SPECS

**Finish:** Galvanized, Powder Coat Colors Available

**Webbing:** 3/8" x 3/4" 14-gauge Steel

**Frame:** 1-1/2" x 1-1/2" 12-gauge Angle Iron

**Locking Bar:** 1-1/2" x 1-1/2" 12-gauge Angle Iron

**Hasp:** 3/16" Steel Welded to Frame\*

**Support Bars:** 3/4" Round Steel Tubing

**Axle:** 24" Wide with 11-gauge Steel

**Caster:** 3" Locking Rubber Casters

**Rivets:** 3/16" x 1/2" Steel

*\*Padlock not included*

### Aisle Gates

Designed for maintenance or any type of temporary access control, Aisle Gates are a Heavy-duty, lightweight solution for warehouse, school and retail settings. Attach multiple Aisle Gates to secure larger spaces or to form corners. Easy to collapse and light enough to carry, Aisle Gates come standard in powder coated safety yellow for high visibility.



Product Code	In-Use Width	In-Use Height	Stacked Height	Stacked Width	Weight (LBS)
Aisle Gate	7'	40"	40"	7"	12

### AISLE GATE SPECS

**Finish:** Galvanized, Safety Yellow Powder Coated

**Webbing:** 3/8" x 3/4" 14-gauge Steel

**Frame:** 1-1/2" x 1-1/2" 12-gauge Angle Iron

**Handle / L-pin:** 5/8" Steel – Use as a Handle or to Attach Multiple Gates

**Feet:** 14" Wide 11-gauge Steel

**Rivets:** 3/16" x 1/2" Steel

# Heavy-Duty Portable Gates

## Portable Gates: Security On-Demand

### Barrier Gates

Made from galvanized steel and powder coated in safety colors for high visibility, Barrier Gates are ideal for temporary access control. Seal off hazardous areas, protect against accidents or limit access during maintenance, repair or inventory. Gates are designed to secure areas up to 12' wide, use Add-On Gates for each additional 6' needed.



Product Code	In-Use Width	In-Use Height	Stacked Height	Stacked Width	Weight (LBS)
XL1240	up to 12'	41"	47"	27"	53
XL640	adds up to 6'	41"	47"	11"	24

### BARRIER GATE SPECS

**Finish:** Galvanized, Yellow & Black Powder Coat

**Webbing:** 3/8" x 3/4" 14-gauge

**Frame:** 1-1/2" x 1-1/2" 12-gauge Angle Iron

**Locking Bar:** 1-1/2" x 1-1/2" 12-gauge Angle Iron

**Hasp:** 3/16" Steel Welded to Frame\*

**Axle:** 14" Wide 11-gauge Steel, 3 Axles per Gate

**Caster:** 3" Locking Rubber Casters

**Rivets:** 3/16" x 1/2" Steel

**Straps:** 1" Long x 1-1/2" Wide, 14-gauge CRS

*\*Padlock not included*



# Maximum-Duty & Heavy-Duty Storefront Gates

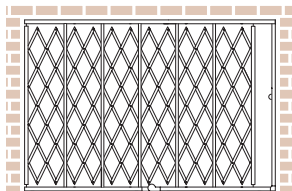
## Storefront Folding Gates: The Original Galvanized Steel Gate

### Hybrid Storefront Gates

Designed with a continuous frame, utilizing vertical bars and traditional scissor style webbing, Hybrid Gates provide total coverage and maximum security. Available in single or pair, each gate is custom manufactured to protect openings of any size.

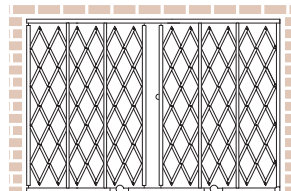


#### SINGLE GATES



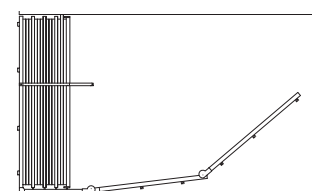
**Fixed Top & Fold-Away Bottom Track**  
Max Width 16' | Max Height 12'

#### PAIR GATES



**Fixed Top & Fold-Away Bottom Track**  
Max Width 32' | Max Height 12'

#### TRACK OPTIONS



**Fixed Top & Fold-Away Bottom Track**  
Drawing depicts a single gate

### HYBRID GATE SPECS (Maximum-Duty)

**Finish:** Galvanized, Powder Coat Colors Available

**Webbing:** 3/8" x 3/4" 14-gauge Steel

**Vertical Channel:** 1-1/4" x 5/8" 14-gauge C-channel

**Trolley:** 1" Steel Wheels

**Top & Bottom Track:** 1-7/8" x 1-5/16" 11-gauge U-channel

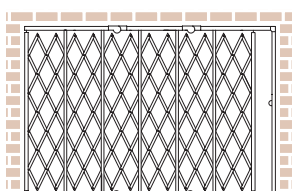
**Hinge Bar:** 1-1/2" x 1-1/8" 12-gauge Angle Iron

**Locking Bar:** 1-7/8" x 1-5/16" 11-gauge U-channel

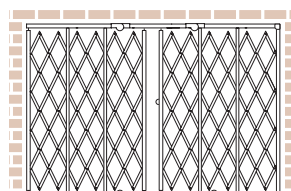
**Hasp:** 3/16" Steel Welded to Frame\*

**Rivets:** 1/4" x 1-1/2" Steel

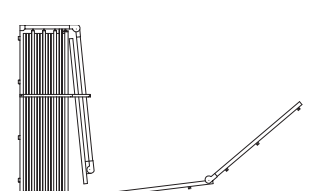
*\*Padlock not included, Cylinder Lock optional*



**Fold-Away Top & Bottom Tracks**  
Max Width 16' | Max Height 7'9"



**Fold-Away Top & Bottom Tracks**  
Max Width 16' | Max Height 7'9"



**Fold-Away Top & Bottom Tracks**  
Drawing depicts a single gate

### Scissor Storefront Gates

Gates are designed to secure areas wider than 20' and can be used to protect openings spanning several hundred feet. Scissor Storefront Gates are engineered to be wall-mounted providing heavy-duty security. Use optional top and/or bottom tracks for extra heavy-duty security.



### SCISSOR GATE SPECS (Heavy-Duty)

**Finish:** Galvanized, Powder Coat Colors Available

**Webbing:** 3/8" x 3/4" 14-gauge Steel

**Frame:** 1-1/2" x 1-1/2" 12-gauge Angle Iron

**Trolley:** 2" Diameter Steel Wheels


**Mounting Bracket:** 2-1/2" x 7" L-bracket, Zinc Plated

**Hasp:** 3/16" Steel Welded to Frame\* (*\*Padlock not included, Cylinder Lock optional*)


**Minimum Gate Height:** 34"

### Scissor/Lazy Tong Storefront Gate – Top Track


Engineered to be hung like a curtain across any storefront length, Top Track Gates remain in the track. Recommended for storefronts with openings wider than 20'.



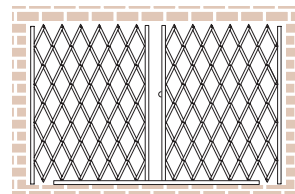
**SINGLE GATE – Fixed Top Track**  
Unlimited Width | Max Height 12'



**PAIR GATE – Fixed Top Track**  
Unlimited Width | Max Height 12'



**SINGLE GATE – Fixed Bottom Track**  
Max Width 6' | Max Height 8'6"




**PAIR GATE – Fixed Bottom Track**  
Max Width 12' | Max Height 8'6"

### Window Storefront Gate – Bottom Track

Installed with a continuous frame along the inside of storefront windows provides structural strength and stability. Gates with a bottom track pivot out and swing flat while not in use.

## Enhance Your Security



### L-BRACKET

Bracket extends gate 6" or 9" from wall or casing to clear overhead door tracks and bollards. Bracket can be used to face-mount any Single or Pair Gate.



### RUBBER CASTERS

Non-marring, 2" rubber casters protect all types of flooring, including wood, tile, linoleum and carpet.




### H-BRACKET

Bracket mounts overhead in the center of Pair Gates, joining both sides to provide additional security and rigidity.



### LOCKING RUBBER CASTERS

Non-marring, 3" rubber casters for portable gates, protect all types of flooring and lock in place.



### GATE HANDLE

IEP Folding Gates are easy to open and close, but if preferred, a handle can be welded onto custom gates.




### STEEL CASTERS

Heavy-duty 2" zinc plated steel casters hold up in even the harshest industrial environments.



### PADLOCK

IEP offers heavy-duty padlocks for various product applications. Choose from keyed-alike (KA), keyed-different (KD) or Master.



### DROP PIN

Web center lockable, self-securing Drop Pins provide additional stability. Pair Gates wider than 14' include two pins, additional pins can be installed for larger openings. Padlocks are recommended.



### SCHOOL STRAP

Strap allows Single and Pair Folding Gates to be locked into their retracted positions.




### P8 POST

The 2" x 2" x 8' Post with 6" base plate adds stability to Single or Pair Gates and allows mounting without attachment to a wall or casing.



### CYLINDER LOCK

Installed during manufacturing, the laminated stainless steel core and hook shape interior defeat attempts to pry the gate from its jamb or track.



### LOCKING BARS

Locking Bars allow gates to be secured to a wall. 12" Locking Bar included with all Portable Gates. 48" Locking Bar included with all Single & Door Gates.

# Storage Solutions

## SAF-T-GAS™ Cabinets: OSHA & NFPA Compliant

Protect gas cylinder tanks from unauthorized access and prevent dangerous buildup of flammable gases with Saf-T-Gas Cabinets. Five designs provide a variety of vertical and horizontal configurations. Powder coated in safety yellow with a welded construction and a hasp for padlocking, mean security with no assembly!

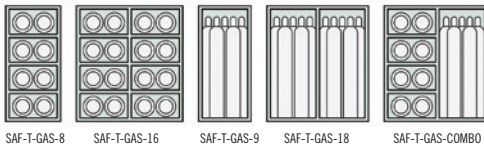


Product Code	Cylinder Capacity	Depth	Width	Height	Weight (LBS)
SAF-T-GAS-8	8 Horizontal	33-1/2"	30"	65"	175
SAF-T-GAS-16	16 Horizontal	33-1/2"	60"	65"	325
SAF-T-GAS-9	9 Vertical	33-1/2"	30"	65"	125
SAF-T-GAS-18	18 Vertical	33-1/2"	60"	65"	245
SAF-T-GAS-CB	8 Horizontal + 9 Vertical	33-1/2"	60"	65"	285

### SAF-T-GAS CABINET SPECS

**Finish:** Safety Yellow Powder Coated  
**Mesh:** 3/4" 14-gauge Diamond Expanded Metal  
**Frame:** 1-1/4" x 1-1/4" 14-gauge Angle Iron  
**Top:** 14-gauge Steel

**Hasp:** 3/16" Steel Welded to Frame\*  
**Assembly:** Cabinet Ships Fully Assembled  
**Compliance:** OSHA 1910 & NFPA 58 Requirements  
*\*Padlock not included*



## Bulk Storage Lockers: Easy Reconfiguration

Bulk Storage Lockers provide the perfect solution for securing equipment and valuables. The expanded metal mesh allows light, ventilation and fire suppression systems to work effectively. Fast set-up and easy reconfiguration deliver maximum flexibility. Install individually, or arrange in multiples for larger spaces.



Product Code	Depth	Width	Height	Weight (LBS)
BSL-ST133	36"	36"	90"	170
BSL-AD133	36"	36"	90"	115
BSL-ST233	36"	36"	90"	205
BSL-AD233	36"	36"	90"	135
BSL-C33	36"	36"	90"	25
BSL-B33	36"	36"	90"	60
BSL-ST144	48"	48"	90"	225
BSL-AD144	48"	48"	90"	150
BSL-ST244	48"	48"	90"	270
BSL-AD244	48"	48"	90"	180
BSL-C44	48"	48"	90"	40
BSL-B44	48"	48"	90"	75

### BULK STORAGE LOCKER SPECS

**Finish:** Gray Powder Coated  
**Mesh:** 1-1/2" 16-gauge Diamond Expanded Metal  
**Frame:** 1-1/4" x 1-1/4" 14-gauge Angle Iron  
**Side Panel:** 1-1/4" x 1-1/4" 14-gauge Angle Iron

**Doors:** 1-1/2" x 1" 14-gauge Angle Iron (outer frames)  
 1-1/2" x 1" 12-gauge Angle Iron (inner frames)  
**Hasp:** 3/16" Steel Welded to Frame\*  
*\*Padlock not included*

## VUE™ Locker: Secure Against Theft & Vandalism

The VUE Locker features an open diamond mesh design that allows quick visual inspection of stored goods. The durable powder coat finish provides an enduring surface that holds up in even the harshest industrial settings. The locker is a welded construction with no assembly required!



Product Code	Depth	Width	Height	Weight (LBS)
VUE-LOCKER	19-1/2"	18"	72"	162

### VUE LOCKER SPECS

**Finish:** Galvanized Shelves, Grey Powder Coated Mesh

**Mesh:** 3/4" 14-gauge Diamond Expanded Metal

**Frame:** 1-1/4" x 1-1/4" 14-gauge Angle Iron

**Top & Back:** 14-gauge Steel

**Shelves:** 14-gauge Steel Shelves (5)

**Hasp:** 3/16" Steel Welded to Frame\*

**Assembly:** Locker Ships Fully Assembled

*\*Padlock not included, Cylinder Lock optional*

## MULTI-DOOR VUE™ Locker: Five Lockers in One!

The Multi-Door VUE Locker features an open diamond mesh design that allows quick visual inspection of secured items. Front access provides five individual lockers and the back with a single access point. The durable powder coat finish provides a long-lasting surface that holds up in the harshest industrial settings. Locker is a welded construction, no assembly required!



Product Code	Depth	Width	Height	Weight (LBS)
MULTI-DOOR LOCKER	24"	24"	72"	170

### MULTI-DOOR VUE LOCKER SPECS

**Finish:** Galvanized Shelves, Black Powder Coated Mesh

**Mesh:** 3/4" Diamond Expanded Metal

**Frame:** 1-1/4" x 1-1/4" 14-gauge Angle Iron

**Top:** 14-gauge Steel

**Shelves:** 14-gauge Steel Shelves (5)

**Hasp:** 3/16" Steel Welded to Frame\*

**Assembly:** Cabinet Ships Fully Assembled

*\*Padlock not included, Cylinder Lock optional*

#### Front Door CAMLOCK Options



Hasp (standard)



Key Lock



Keyed Pin Lock



T-Handle Lock



Combination Lock



Combination Key Lock

# Customize Your Security

## Hybrid SMART Gates: Maximum-Duty Security

IEP is proud to introduce the Hybrid SMART Gate. This innovative gate provides security to restricted areas while allowing safe emergency egress. Hybrid SMART Gate can be used on the interior or exterior of a building as another layer of break-in defense. Smart access locking mechanism allows integration with existing security system. *Only available in single gates.*



KEYPAD



ELECTROMAGNETIC  
LOCK

### SMART GATE SPECS

**Finish:** Galvanized, Powder Coat Colors Available

**Webbing:** 3/8" x 3/4" 14-gauge

**Vertical Channel:** 1 1/4" x 5/8" 14-gauge C-channel

**Trolley:** 1" Steel Wheels

**Top Track:** 1 1/8" x 1 1/16" 11-gauge U-channel

**Locking Bar:** 1 3/4" x 1 3/4" Tube Pre-prepped Locking Bar

**Locks:** Electromagnetic lock. Floor bolt with vertical channels allow for a quick emergency clearing

**Rivets:** 1/4" x 1 1/2" Steel

### SINGLE ACCESS LOCKING OPTIONS

**Key Pad:** Alarm Controls KP-200 + KP-400

**Card Reader & Keypad Combo:** HID EntryProx 4045 + KP-300 Turnstile

*For use where integrated network security is NOT already in place (gate to operate independently).*

Contact your IEP Authorized Dealer for pricing

## Match Existing Color Schemes in Your Facility

If our famous galvanized steel finish isn't for you – go custom! Custom color powder coat finishes are available for all IEP products with an additional lead time. In addition to being extremely durable, powder coating is a very environmentally friendly process. Below is a collection of our standard powder coat colors.

Contact your IEP Authorized Dealer for a color consultation or samples.



White



Almond



Tower Gray



Black



Walnut Brown



Rain Forest



Deck Red



Safety Red



Safety Blue





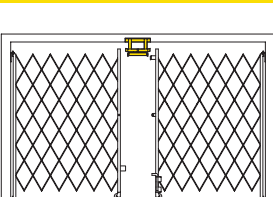

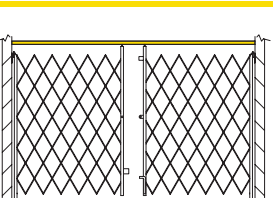

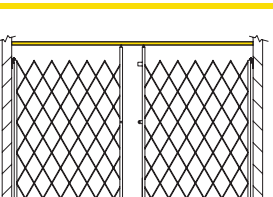

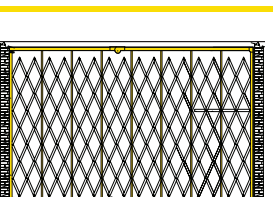

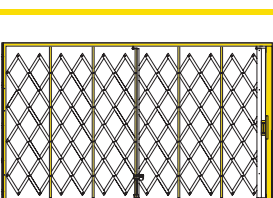



Safety Yellow



*Colors shown in print may not be an exact representation of the true product color. Premium price applies for white & safety yellow.*

## Security Gate Comparison Guide

	SINGLE OR PAIR GATES	SECURITY LEVELS	PRICE POINTS
	<p>Medium-Duty (ECO) Scissor Gates</p>		<p>\$</p>
	<p>Heavy-Duty Scissor Gates</p>		<p>\$</p>
	<p>Heavy-Duty Scissor Gates with H-Bracket</p>		<p>\$</p>
	<p>Heavy-Duty Scissor Gates with Top Track OR Bottom Track</p>		<p>\$</p>
	<p>Extra Heavy-Duty Scissor Gates with Top AND Bottom Tracks</p>		<p>\$</p>
	<p>Maximum-Duty Hybrid Gates with Continuous Frame and Vertical Bars</p>		<p>\$</p>
	<p>Maximum-Duty Hybrid SMART Gates with Vertical Bars and Electromagnetic Lock</p>		<p>\$</p>



# ILLINOIS ENGINEERED PRODUCTS

The Preferred Security Gate Since 1962

## IEP AUTHORIZED DEALER INFO

scan to learn more



## STRONGEST SECURITY GATE ON THE MARKET

### Security Applications

- Dock Doors
- Retail Stores
- Warehouses
- Manufacturing
- Office Environments
- Storefronts
- Schools
- Industrial Settings

### Quality Products

- Folding Gates
- Storefront Gates
- Portable Gates
- Storage Solutions

### Manufacturing Excellence

- Heavy-duty Galvanized Steel
- High Quality & Maintenance Free
- In Stock & Custom Solutions
- Personalized Customer Service

FOR MORE INFORMATION: [IllinoisEngineeredProducts.com](http://IllinoisEngineeredProducts.com) | 877.437.4623

